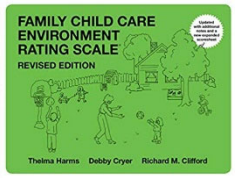






The Self-Study Process for NC’s Family Child Care Homes


Key Points

| | |
|---|---|
|  | <p>The FCCERS-R must be used to frame ideas and goals around developmentally appropriate practices. You can decide whether to focus on the entire scale or on specific parts related to areas you believe changes would be most beneficial. You will need a copy of the FCCERS-R, at least for the duration of the self-study process. Some suggested retailers are Amazon.com, Barnes and Noble, Kaplan, or Teacher’s College Press. Local CCR&R’s and/or Smart Start Partnerships may have copies you can borrow.</p> |
|  | <p>Documentation is required and allows ideas to be revisited over time, demonstrating thoughtful planning. The process you determine, and your documentation may be broad or specifically focused, based on what is most helpful to you. No specific forms are required. A few examples of forms to get started on a self-reflection process are available at ncrlap.org, but you are welcome to use your own strategies for documentation, seek out other examples, or speak to your child care consultant.</p> |
|  | <p>This is an ongoing requirement that must occur over a 3-month time period prior to each rated license assessment cycle to achieve and maintain two points in Program Standards. You may also decide to do this on a continuous basis. Ongoing planning and reflection, with organized documentation allows for greater understanding of which goals were completed, which ones need to be further adjusted, or simply need continued attention to build consistency.</p> |
|  | <p>Completing the self-study process does not mean you must have an official FCCERS-R assessment. That is your choice, based on how many additional points in program standards you need or want for your Star Rated License. If you chose to complete the official assessment, it will occur after your self-study process.</p> |
|  | <p>During the self-study process, you will become more familiar with the FCCERS-R and various indicators of high-quality practices. This may lead you to have interest in an official FCCERS-R assessment or if you had an official assessment in the past, can provide a helpful review prior to your next rated license assessment.</p> |

Getting Started with a Self-Study

It is fine to use many different strategies to build your process. Whichever strategies you use, remember to document your efforts over the course of your 3-month self-study. Some examples are listed below, but there are many others you may want to consider as well.

- ➔ Study the FCCERS-R and conduct a self-assessment using the scale and a scoresheet. Scoring instructions are found on page 8 and there is a scoresheet at the end of the scale. To assign scores, objectively determine whether the requirements of the indicators are present in your program. After scoring, make plans based on what you noticed.




- It may be beneficial to focus on a subscale (section) for a few weeks, before moving on to the next subscale, until the entire scale has been studied.
 - Alternately, you may decide to go more in-depth with a specific subscale or items for the duration of your self-study.
 - Were you assessed with the FCCERS-R in the past? Your previous assessment report can be a helpful starting point for planning and reflection. Make sure to consider your current arrangements, schedule, materials and enrollment. Pay attention to the previous high and low scores to fully understand what may have changed since the previous assessment as you review and plan.
 - Once you feel comfortable with the FCCERS-R, it could be helpful to take a look at the NC Additional Notes (posted at ncrlap.org). There is more information about specific requirements for many of the indicators that can help you more fully understand the expectations.
- ➔ What ideas do you already have about possible changes for your program? The FCCERS-R is broad with many topic areas, so it is likely there is a way to connect your interests or those of the children and families into the self-study process. For example:
 - Are there early childhood education topics you are interested in learning more about or have you attended any recent trainings or professional development events? These often spark ideas for improvement and may provide inspiration for your program.
 - Consider the interests and needs of the children enrolled in your program. This can be a way to incorporate their interests during the self-study process, especially if changes pertain to activities, materials, or the curriculum. There may be a portion of your schedule you want to focus on such as meal times, transitions, or group time.
 - Have the parents of the children enrolled given feedback about the program? Check to see if some of their ideas line up with the FCCERS-R requirements you may already be

starting to think about. If so, this could be an opportunity to address their ideas, as part of your self-study process.

- Many early childhood educators make positive adjustments daily based on the children’s needs and are continually working towards improvement. If self-study is already a part of your professional practice, explain your process to your Child Care Consultant to determine what documentation is needed.

➔ Have you visited the NC Rated License Assessment Project website, ncrlap.org? You do not need a user ID or password to access the site and there are many resources for the public, including a section with resources specific to the FCCERS-R. There are worksheets, videos, and webcasts covering topics such as health/safety, using materials, and language. These resources may offer ideas about what to focus on or supplement ideas you already have for planning, changes, and later evaluation.



➔ Attend a FCCERS-R webinar (see ncrlap.org for more information) to learn about many of the items and requirements. Take notes about topics learned or ideas to try in your program and include the date you completed the webinar as part of your self-study documentation.

➔ Review past DCDEE visit summaries and seek advice from your DCDEE Child Care Consultant to identify any topics you would like to include or that relate to a content area for the FCCERS-R. For example, consider health, safety, room arrangement, or interactions. This will help make connections between what you may already be working on and have discussed with your consultant.

➔ Get help and ideas for continuous quality improvement from local TA resources at the CCR&R or Smart Start Partnership in your area.

➔ If you are not already involved in a Family Child Care Provider organization, consider finding out if there is a local organization or work group in your area. Sharing ideas and information with a group of early childhood educators can be helpful. For example, questions that arise are submitted to child care consultants and the responses shared with the whole group, so everyone can use the same information vs. relying on the rumor mill.

➔ Other strategies?

About this document

This document provides guidance on a self-study process using the Family Child Care Environment Rating Scale-Revised (FCCERS-R). It builds on NC Child Care Rule 10A NCAC 09 .2828 that addresses program standards point level requirements for family child care homes (FCCH). The text of this rule explains that to earn two points in program standards for NC’s Star Rated License an, “Operator provides documentation of self-study and self-assessment using the Family Child Care Rating Scale over a 3-month time period. Documentation such as an ERS book with score sheets, self-assessments, and program adjustments shall be reviewed by the Division as part of the rated license assessment.”

This document was developed collaboratively by the North Carolina Rated License Assessment Project (NCRLAP) and the Division of Child Development and Early Education (DCDEE). Introductory information is included that we hope will be helpful in addressing questions about a self-study or self-assessment process, and when developing a new self-study process. However, this document is not intended to be a guide for a specific type of process, since each FCCH provider’s process will be based on individual priorities and situations. Additional steps that continue beyond and after reading this document are required.



Contact Information:

North Carolina Rated License Assessment Project (NCRLAP)

Toll free: 1-866-362-7527

Email: ncrlap@uncg.edu

Website: www.ncrlap.org

Contact Information:

NC Division of Child Development and Early Education (DCDEE)

Call: 919-814-6300 or

1-800-859-0829 (In state only)

Website: <https://ncchildcare.ncdhhs.gov/>

We greatly appreciate the feedback provided by reviewers from EQUIPD, Smart Start of New Hanover County, Beaufort-Hyde Partnership for Children, Wake County Smart Start, and FCCH providers in Beaufort, Mecklenburg, and Wake counties

REFERENCES:

Harms, T., Clifford, R., & Cryer, D. (2007). Family Child Care Environment Rating Scale, Revised Edition. New York: Teachers College Press.